

# Quality Review





2015



shutterstock · 199024988



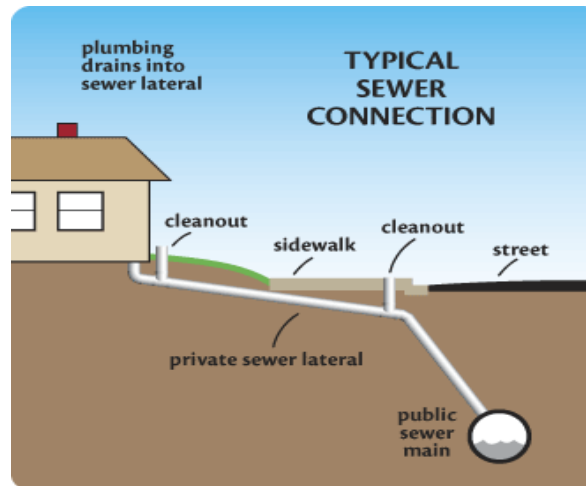


# Down Town Elora St. Reconstruction


**Lateral replacement**



**Main replacement**



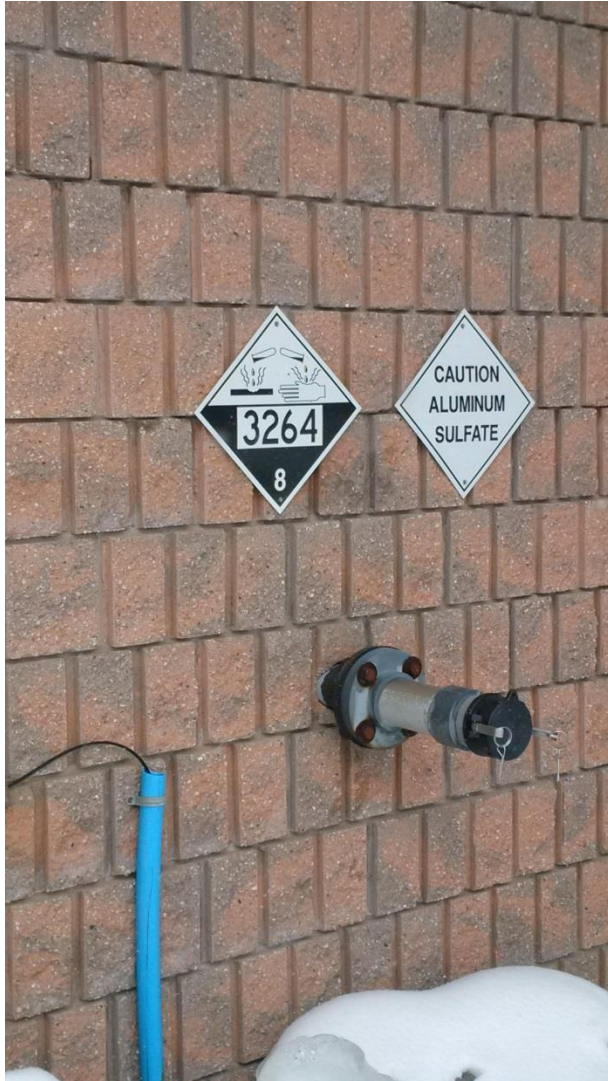




shutterstock - 132090968

## Dumping Vac at the Harriston Lagoon

Sewer flushing and  
solids removal from  
collection system




Aluminum sulphate is a chemical used for phosphorous removal and flocculation at all 3 WWTP's

Chemtrade (supplier) audited Minto's facilities safety policies and procedures for chemical handling.

PASSED!

# Harriston Lagoon Raw Sewage VS Treated Effluent





# Clifford WWTP Lagoon

**Check valves replaced**



**Reduced raw sewage  
pumped by 2/3rds**



# Clifford WWTP Lagoon

**Filter bed**



**Filter bed effluent**



# Palmerston WWTP Wet well Maintenance







Mike Doucette

Cleaning the  
Palmerston WWTP  
grit channel  
(Easily the worst job  
the town has!)

# Todd Cowan, Equal opportunity among wastewater operators




# Palmerston WWTP Maintenance

**Fall Arrest equipment**



**Valve Replacement**






# Todd Cowan maintenance

## Confined Space entry by permit





Derby St.

Palmerston

Sewer main collapse

Emergency repair done  
by town staff


# Mike Doucette operating the new vac trailer at the Palmerston WWTP







**vector set**  
by DragonArt



## Main Repair

York Street Palmerston Bell joint leak repair.

# Clarke and the New Vac Trailer

Public Works has found several uses for the new trailer



# Clarke and Connor performing weekly pump house maintenance





**Todd and Paul using  
camera on sanitary sewer**



**Connor Bailey new staff  
member (water/sewer)**



# New Watermain Elora St. Harriston





# Well #2 Harriston Upgrades

Start fall 2015 to be completed spring 2016



# Palmerston Well House #3&#4

## New Exterior Paint



# Flow Control Maintenance



# New Services Elora St. S











# ANN STREET CLIFFORD



# Creek Road Ditching




# Minto Road Palmerston

**Road side ditch was over grown and a large amount of erosion was in the ditch bottom. Causing water to back up and not drain properly.**



# Ditching





# Road culvert crossings

Staff have been replacing old steel road crossings through out the township.



# Municipal Drain Repairs

Tile repairs were needed this season. Old clay tiles were breaking and were in need of replacing.





## Road Side Wash Outs

We have been experiencing more abnormal amounts of rain in the past few years. Rain fall is a lot in a short amount of time. As a result we have been getting road side wash outs.







# Catch Basin Repair

Staff repaired a lot of basins through out Minto this season as well as contracted some out for a full replacement. Look for a lot more to be repaired and replaced this season.



Years ago basins were lifted by adding bricks, cement ect. Over time and traffic (volume and weight) they break down and start to fall apart. New risers along with new lids are put on for a repair. If the basin itself is cracked or the pipe inlets/outlets are exposed to the earth we do a full replacement of the basin.






# Equipment Repairs





## Truck # 46

This truck was in need of some surface repair. Full Front to back Project. Truck was hand buffed in all areas and then primed and painted by our staff.



## Snow Plows

All other snow plows received a fresh coat of paint. Frame, Harness, rims. Winter sand and salt are very hard on the surface of the equipment. The equipment receive this before every winter season.





## 2008 JOHN DEER 870

Replace Shims \$8,101.42

Oil Leak \$2,246.61

Couple of bigger repairs need this season on one of our graders. Staff is staying on top of our maintenance program.





# **Sidewalks**

## **Smaller patches done by our staff**





## SIDWALKS

**Aprox, 3200 sq liner feet of sidewalks replaced.  
Equivalent to 13 blocks. Another 2km of capital sidewalk  
replacement as well**



## James Street Palmerston

One of many capital projects done through out Minto. Water and sewer full replacement along with storm repairs. Staff our maintaining this section of road through out the winter months. James street is scheduled to be paved in June.




## 13<sup>th</sup> Line Minto

Repairing bad section of road. 76 ton of HL3 asphalt was used for this section. A lot of our water main breaks or service repair section get patched by hand and by our staff.





# 13<sup>th</sup> Line Minto





# SCF

## Small Community Fund



**Maintenance**  
**Aprox 9.5km of Hardtop Resurfacing**  
**6<sup>th</sup> Line Minto**  
**Minto/Howick Boundary**  
**4<sup>th</sup> Line Tar+Chip**



# Line Painting

Annually.









## **Tornado Touch Down**


Numerous amount of hours and man power went in to clean around the surrounding area.







**1 Line & 2 Line Minto**  
**Staff continue through out the season to do clean up**  
**of our ditch sides. Spring Clean up requires a lot of**  
**brushing.**







## **Brush Trimming**

3<sup>rd</sup> Year Work in progress to clean up our road sides



# SNOW PLOWING

## Sewer Staff plowing their lots





**DON'T FORGET  
ABOUT THE  
PLOWING MATCH  
EVERYONE !!**