



Fast Ag Facts for Wellington and beyond

June 2016

Wellington Federation of Agriculture

Contacts

The 2015-2016 Executive

Janet Harrop, President

519-820-9293 txt

[@Harrcroft](mailto:Janet.Harrop@Harrcroft.ca)

jjharrop@hsfx.ca

519-843-5320

Ruby Lennox, 1st VP

519-321-1443 txt

chrisrubylennox@gmail.com

519-848-3065

John Hollen, 2nd VP

519-831-3610 txt

john60ca@gmail.com

Gord Flewwelling, Past Pres.

519-323-9953

gflewwelling@gto.net

Lisa Hern, WFA Administration / Secretary-Treasurer

8828 Hwy 6, RR 2, Kenilworth ON N0G 2E0

519-323-8290 txt

519-848-3774

wellington@ofa.on.ca

519-848-2669 fax

 [WellingtonFedofAgriculture](https://www.facebook.com/WellingtonFedofAgriculture)

[@WellFedAg](https://www.facebook.com/WellFedAg)

www.wfofa.on.ca

The Wellington Federation of Agriculture (WFA) works closely with the Ontario Federation of Agriculture (OFA.) WFA acts on behalf of over 1,300 OFA members in Wellington in the effort to make sure that the farm voice is heard and that farming remains a vital part of the local economy.

Gord Grant, OFA

MSR Waterloo-Wellington-Dufferin

519-577-6970 txt

gord.grant@ofa.on.ca

[@OFA4WWD](https://www.facebook.com/OFA4WWD)

877-343-5444

877-638-9493 fax

⇒ OFA has Member Service Representatives (MSRs) across the province to assist OFA members and county federations.

www.ofa.on.ca



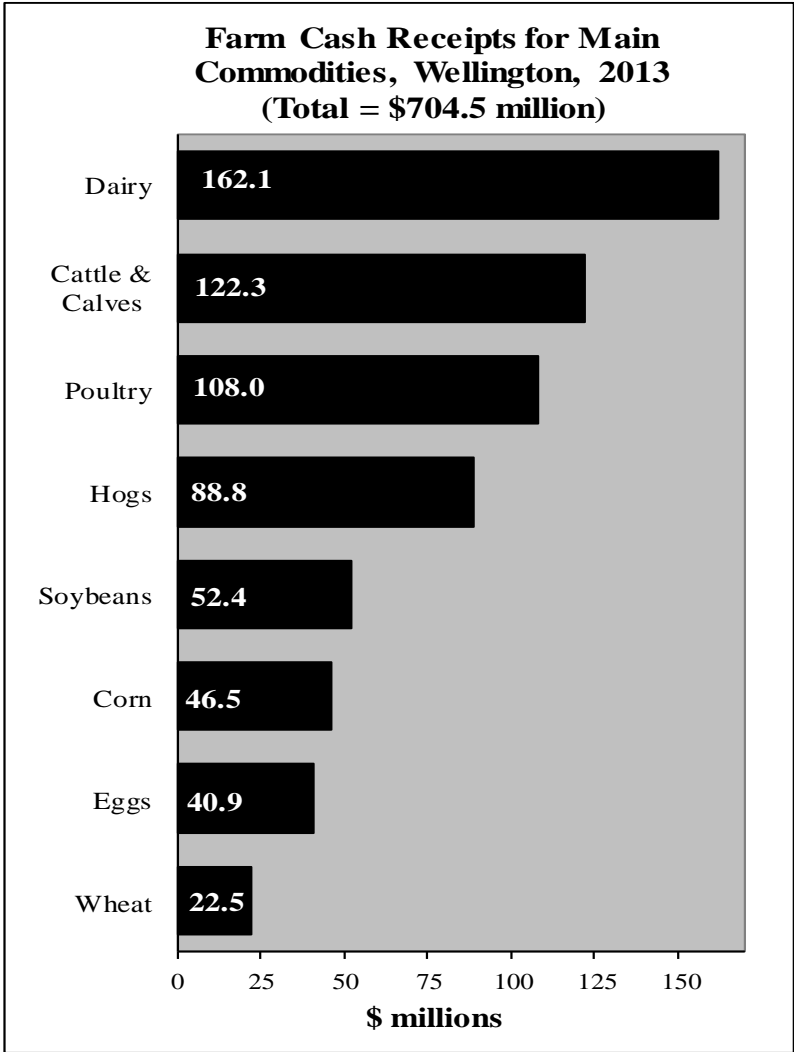
Ontario
Federation of
Agriculture

Get to know OFA

- ⇒ OFA is the largest farm organization in Ontario with approximately **37,000 members** and supporters in 2015.
- ⇒ OFA has been advocating for farmers for **80 years** and its origins can be traced back to the agrarian movement of the early 1900's.
- ⇒ OFA gathers the perspective of farmers across the province via the **Policy Advisory Council (PAC)** to help the OFA board develop policy. The PAC meets 4 times a year. The councilors are elected annually by OFA members at a local meeting in each county. **OFA convention delegates** are also elected at this meeting.
- ⇒ Some **28 commodity organizations** are actively associated with OFA and lend their focused perspective to the process of policy development of the OFA board. The OFA champions farm issues that are general in nature and supports the commodity organizations when requested on issues exclusive to that commodity.
- ⇒ The activities of the OFA are governed by **18 Board Directors**. 15 are elected locally from across the province for 3-yr terms. 3 directors-at-large are elected at the OFA AGM. The executive of OFA consists of the President, two Vice Presidents elected at the OFA convention and an Executive Member elected by the board.
- ⇒ OFA has a field force of **21 staff, Member Service Representatives (MSRs)** to assist members with issues and to help facilitate the activities of county federations and the OFA locally.
- ⇒ OFA's **Policy Research group** consists of **8 staff** that handle multiple policy files and actively network with other professionals in those fields directly and on committees. Researchers inform and support the OFA board on issues in their key policy areas. Research staff also provide support to MSRs on member issues.
- ⇒ The OFA strives to deliver exclusive value to members through its Member Benefits program. A dozen companies have committed to being **OFA Member Benefit providers**. E.g. huge fleet discounts on GM and Chrysler vehicles.
- ⇒ OFA is a key contributor to the **Canadian Federation of Agriculture (CFA)** - Canada's national lobby for farmers.

Wellington's Ag Stats

Wellington Agriculture—Over \$700 M sales/yr



Source: OMAFRA County Profiles based on the 2011 Ag Census

Wellington farmers are
owners and stewards of
78.5% of the total area of
the County of Wellington

78.5%

Sustainable Ag

Rural Water Quality Program

Wellington farmers are part of a remarkable collaboration with other rural landowners, the county, Guelph and Grand River Conservation Authority. The Rural Water Quality Program will celebrate 20 years of success in 2018.



- ⇒ \$14 M invested by Grand River municipalities + \$27 M of private funds invested by farmers and rural landowners in 5,000 projects to improve water quality.
- ⇒ Estimated that 100,000 kg/year of phosphorus stays on the land to grow crops—phosphorus that used to get away and threaten water quality
- ⇒ 140 km of fencing restricts over 13,500 head of livestock that once punched down riverbanks creating erosion problems.
- ⇒ 920 hectares of fragile land retired from ag production to protect steep banks, wetlands, water recharge areas and riparian areas.

www.grandriver.ca > Rural Water Quality Program

Farming, Food and Beyond: Our Commitment to Sustainability

Ontario's 25 yr EFP Legacy:

- ⇒ Over 35,000 farm families have completed an Environmental Farm Plan (EFP)
- ⇒ A 2011 survey revealed that, on average, EFP participants invested \$53,900 of their own dollars in EFP projects
- ⇒ 95% of farmers said EFP had a positive impact on their farming.



Commitment to Sustainability into the future:

- ⇒ The EFP model is expanding beyond the farm gate
- ⇒ SF²Ps (Sustainable Farm & Food Plans) will expand on EFPs to inform and engage Ontario farmers to tackle new challenges and opportunities at their doorstep and around the world
- ⇒ The SF²P initiative will reach out to other partners in the food production network; improve the dialogue between farmers and consumers.

www.sustainablefarms.ca

Wellington's Ag Stats

Farms by Industry Group,

2011 Census (# of farms, % of province)

Dairy cattle and milk production	363	9.0
Beef cattle ranching and farming	423	6.0
Hogs and pig farming	120	9.7
Sheep and goat farming	83	5.7
Poultry and egg production	166	10.3
Other animal production	453	6.5
Oilseed and grain farming	548	3.5
Vegetable and melon farming	22	1.4
Fruit and tree nut farming	15	1.0
Greenhouse, nursery and floriculture	72	3.0
Other crop farming	246	3.0

Livestock and Poultry Inventories,

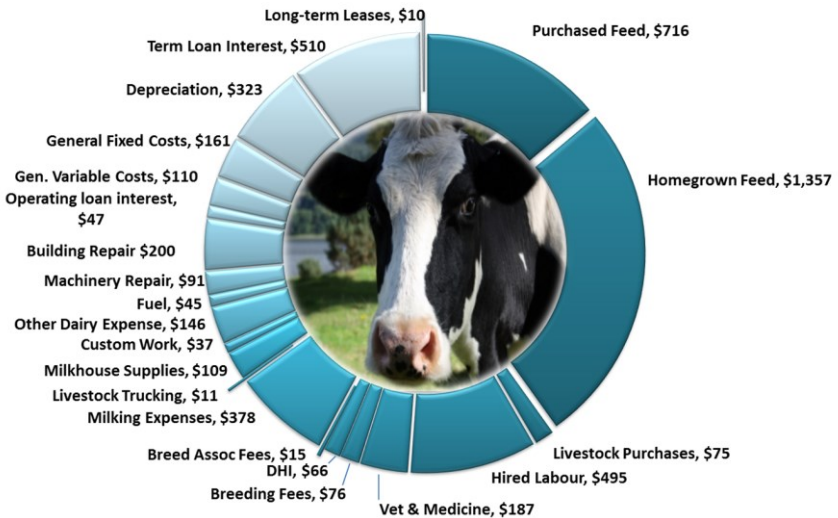
2011 Census (number)

Dairy cows	25,779
Beef cows	10,350
Steers	42,229
Total cattle and calves	142,197
Total pigs	236,144
Total sheep and lambs	27,548
Total hens and chickens	5,706,394
Total turkeys	248,811

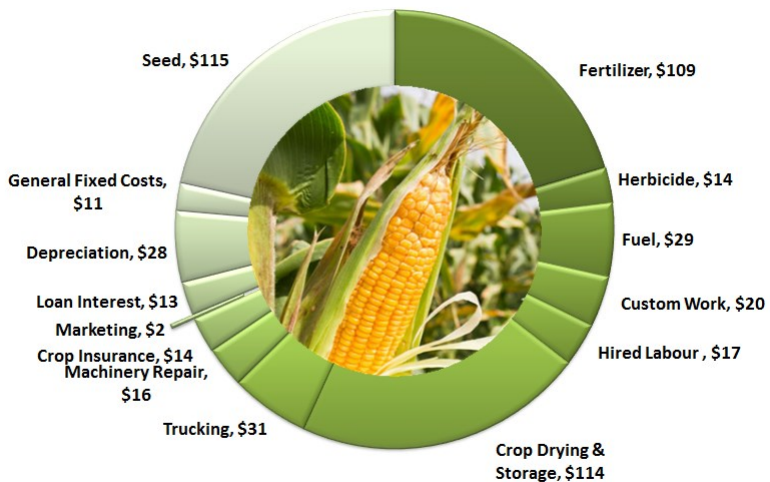
Source: OMAFRA County Profiles based on the 2011 Ag Census

Ontario Farmers Spend \$ to Make \$

Over \$5,000/year / dairy cow



Over \$500/acre for corn



Source: OMAFRA Enterprise Budgets

Wellington's Ag Stats

Almost half of Wellington's farms generate more than \$100,000 in revenue every year.

Total Gross Farm Receipts, 2011 Census (farms reporting)

Under \$10,000	403	
\$10,000 to \$24,999	363	
\$25,000 to \$49,999	308	
\$50,000 to \$99,999	271	
\$100,000 to \$249,999	445	
\$250,000 to \$499,999	375	
\$500,000 to \$999,999	222	
\$1,000,000 to \$1,999,999	82	
\$2,000,000 and over	42	46.4%

Successful farm operators need hired farm labour. Over **58,000 weeks of work** most of it year round are generated on Wellington farms for hired farm labourers.

Hired Farm Labour, 2011 Census (weeks)

Year round	47,017
Seasonal	11,125
Total	58,142

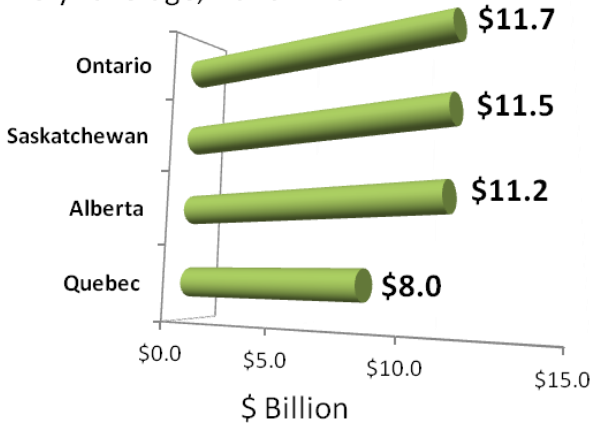
Source: OMAFRA County Profiles based on the 2011 Ag Census

Ontario Ag Stats

Ontario tops the provinces in agricultural output

Farm Cash Receipts

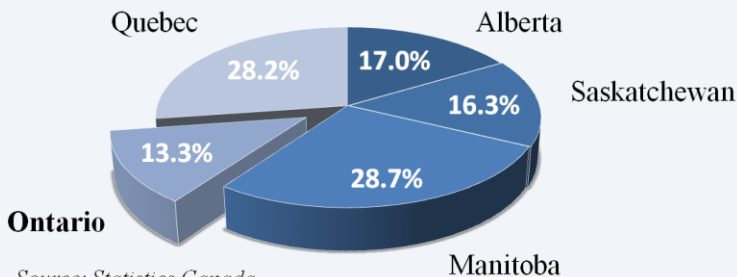
5 yr average, 2010 – 2014



Often overshadowed by other sectors of Ontario's economy, the Ontario ag sector is still a powerful economic engine.

Ontario Ag—a low draw on gov't \$\$\$


Ratio of Net Program Payments over Net Operating Income, 2010-2014



Source: Statistics Canada

Ontario Ag Stats

Primary agriculture—on the farm



\$1.4B

Ontario's farm sector generates \$1.4 billion in provincial tax revenues

\$8.1B

\$8.1 billion in wages and salaries are supported by Ontario farms

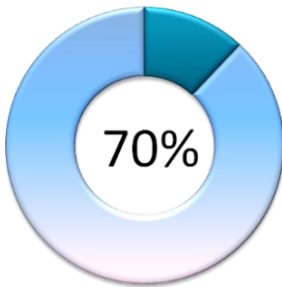
\$13.7B

Agriculture contributes \$13.7 billion to Ontario's annual GDP

\$12B

Ontario farms spend almost \$12 billion on farm inputs

Rural Ontario—in the community



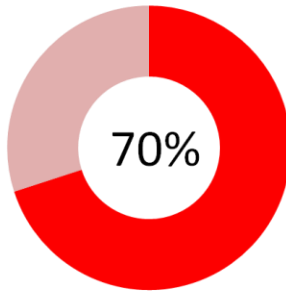
Rural Ontario is home to 70% of Ontario's farm sector employment



The farm sector is a driving force behind the province's rural economy accounting for 12.3% of rural Ontario GDP

Ontario Ag Stats

Along the value chain



More than 70% of Ontario farm products remain within the province.

Along the value chain

\$21,300,000,000

Ontario's food and beverage processors contributed \$21.3 billion to the province's GDP in 2012

Along the value chain



Food processing directly employs more than 91,000 workers across Ontario and more than 193,000 secondary jobs in other areas of the economy

**Your Ag is already Big business.
Now make it Bigger!**



Ontario AgriCentre
100 Stone Road West, Suite 206, Guelph, Ontario N1G 5L3
Tel: (519) 821-8883 • Fax: (519) 821-8810 • www.ofa.on.ca

Checklist to Support Agricultural Growth in Your Municipality

This checklist is accompanied by a *Guide to Support Agricultural Growth in Your Municipality*. Please consult the *Guide* for further information on how to implement the actions in the Checklist, and why they are important for supporting the agricultural sector in your municipality.

Land Use Planning

- ☐ Outlined a clear definition and policy for on-farm diversification, value-added agriculture, and agri-tourism in municipal policies
- ☐ Clearly identified permitted uses, and uses with a lesser connection to agriculture, in

There's big business on your back concessions. Farming and the local businesses directly supporting agriculture have always been a significant and constant contributor to the rural economy of Ontario. Rural municipalities have a big role to play in nurturing agricultural growth. The Ontario Federation of Agriculture makes that easier for municipal councillors with the [*Checklist to Support Agricultural Growth in Your Municipality*](#). The Wellington Federation of Agriculture is always ready to work with Wellington municipalities. Please have a look at the checklist, then feel free to call and continue the discussion.