



Building Permit Monthly Review

Period Ending - July 31, 2016

PERMIT TYPE	2016		2015	
	PERMITS ISSUED	DOLLAR VALUE	PERMITS ISSUED	DOLLAR VALUE
Single Family Dwelling	3	\$ 860,000.00	2	\$ 565,000.00
Multiple Family Dwelling	0	\$ -	0	\$ -
Accessory Appartments	0	\$ -	0	\$ -
Residential Additions/Renovations	5	\$ 241,000.00	1	\$ 125,000.00
Residential Accessory Structures	5	\$ 40,000.00	5	\$ 182,000.00
Residential Pool Enclosures/Decks	10	\$ 135,000.00	7	\$ 18,000.00
Commercial Permits	0	\$ -	1	\$ 75,000.00
Industrial	1	\$ 50,000.00	0	\$ -
Institutional	0		0	\$ -
Agricultural	5	\$ 335,000.00	3	\$ 841,000.00
Sewage Systems	1	\$ 10,000.00	1	\$ 17,000.00
Demolitions	0	\$ -	0	\$ -
Monthly Total	30	\$ 1,671,000.00	20	1823000
Total Year to Date	122	\$ 9,937,000.00	118	\$ 16,362,000.00

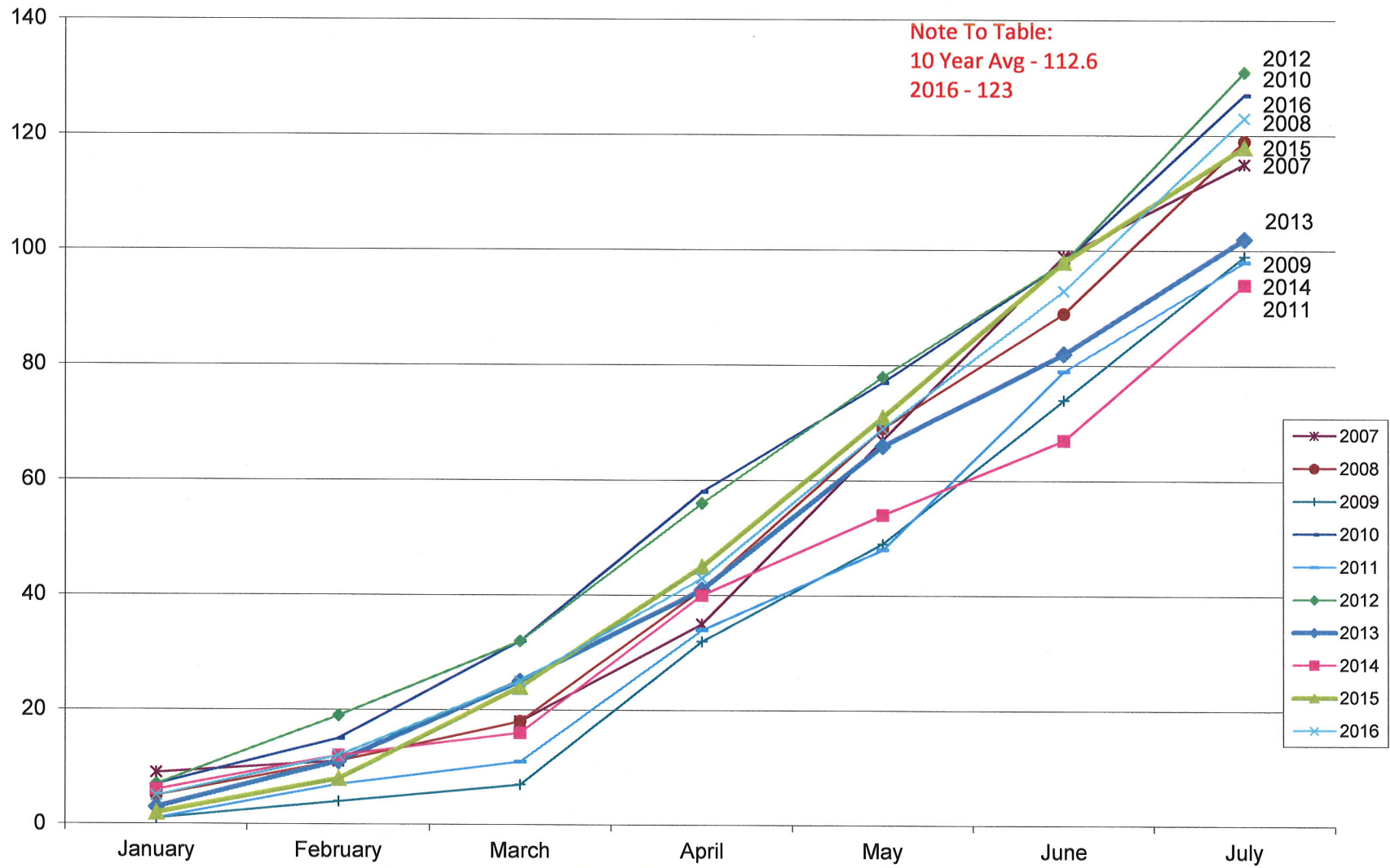


Building Permit Year-To-Date Report

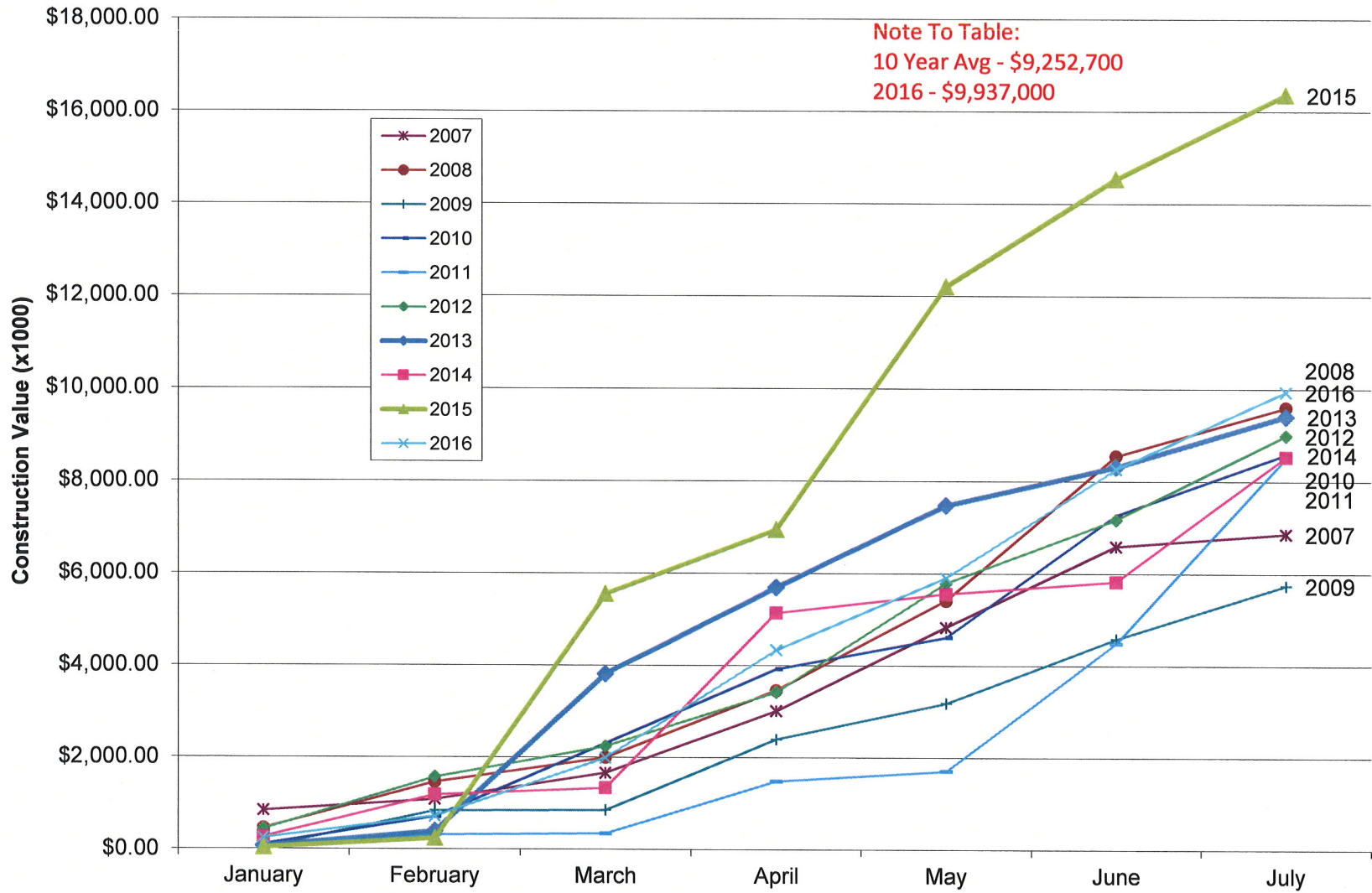
Year-To-Date Ending July 31, 2016

PERMIT TYPE	2016		2015	
	PERMITS ISSUED	DOLLAR VALUE	PERMITS ISSUED	DOLLAR VALUE
Single Family Dwelling	14	\$ 3,895,000.00	9	\$ 2,458,000.00
Multiple Family Dwelling	3	\$ 900,000.00	6	\$ 2,285,000.00
Accessory Apartments	1	\$ 40,000.00	0	\$ -
Residential Additions/Renovations	22	\$ 1,265,000.00	29	\$ 962,000.00
Residential Accessory Structures	19	\$ 261,000.00	15	\$ 385,000.00
Residential Pool Enclosures/Decks	23	\$ 228,000.00	15	\$ 59,000.00
Commercial Permits	1	\$ 200,000.00	6	\$ 111,000.00
Industrial	5	\$ 700,000.00	1	\$ 150,000.00
Institutional	4	\$ 665,000.00	6	\$ 6,062,000.00
Agricultural	18	\$ 1,685,000.00	22	\$ 3,815,000.00
Sewage Systems	8	\$ 75,000.00	6	\$ 63,000.00
Demolitions	4	\$ 23,000.00	3	\$ 12,000.00
Total	122	\$ 9,937,000.00	118	\$ 16,362,000.00

10 Year Permit Numbers



10 Year Construction Value





Building Permit Monthly Review

Period Ending - August 31, 2016

PERMIT TYPE	2016		2015	
	PERMITS ISSUED	DOLLAR VALUE	PERMITS ISSUED	DOLLAR VALUE
Single Family Dwelling	4	\$ 1,265,000.00	1	\$ 295,000.00
Multiple Family Dwelling	0	\$ -	0	\$ -
Accessory Appartments	0	\$ -	0	\$ -
Residential Additions/Renovations	1	\$ 12,000.00	1	\$ 250,000.00
Residential Accessory Structures	6	\$ 75,000.00	5	\$ 97,000.00
Residential Pool Enclosures/Decks	7	\$ 49,000.00	4	\$ 29,000.00
Commercial Permits	0	\$ -	0	\$ -
Industrial	0	\$ -	0	\$ -
Institutional	0	\$ -	0	\$ -
Agricultural	8	\$ 397,000.00	6	\$ 515,000.00
Sewage Systems	2	\$ 20,000.00	0	\$ -
Demolitions	0	\$ -	0	\$ -
Monthly Total	28	\$ 1,818,000.00	17	\$ 1,186,000.00
Total Year to Date	150	\$ 11,755,000.00	135	\$ 17,548,000.00

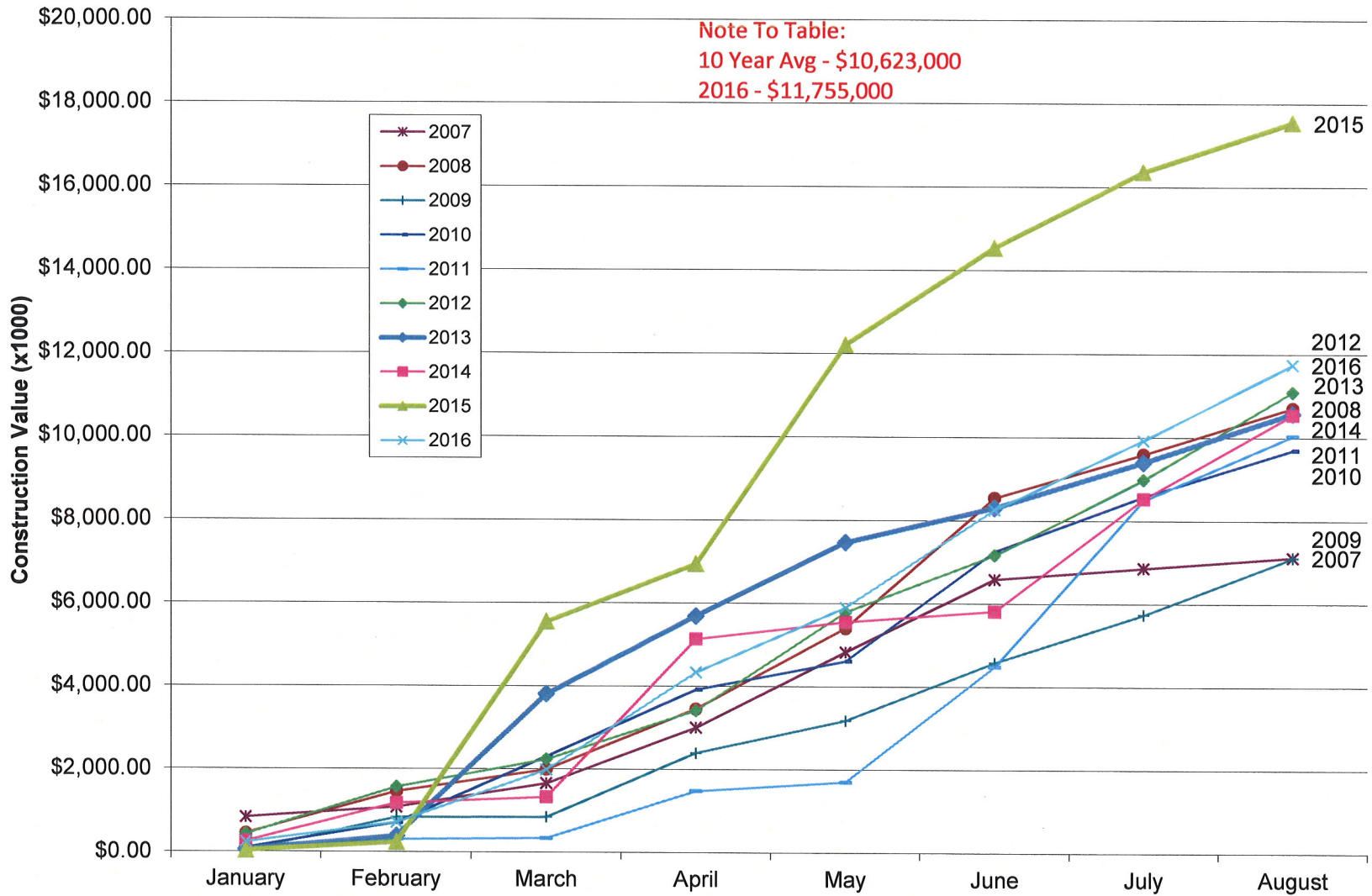


Building Permit Year-To-Date Report

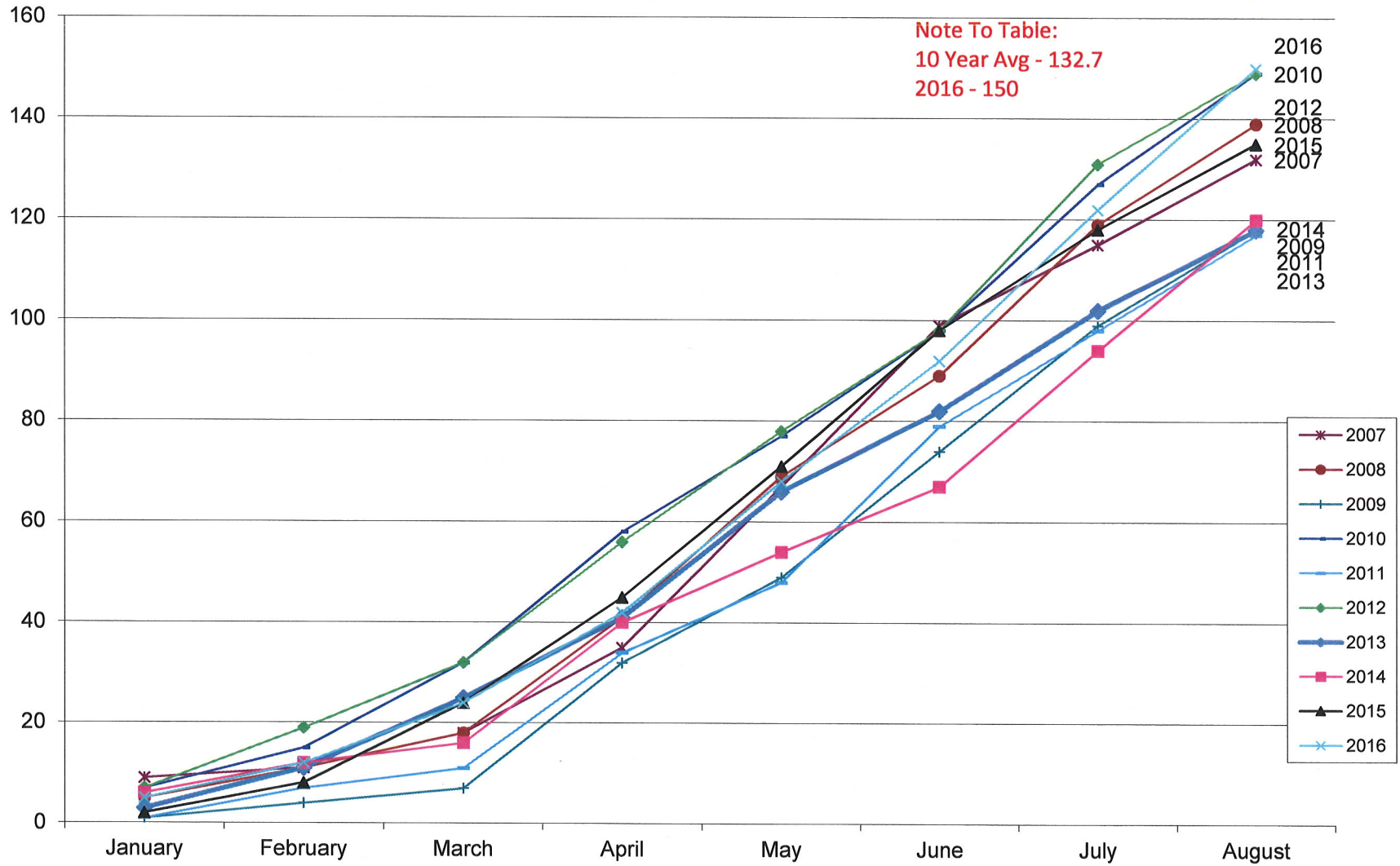
Year-To-Date Ending August 31, 2016

PERMIT TYPE	2016		2015	
	PERMITS ISSUED	DOLLAR VALUE	PERMITS ISSUED	DOLLAR VALUE
Single Family Dwelling	18	\$ 5,160,000.00	10	\$ 2,753,000.00
Multiple Family Dwelling	3	\$ 900,000.00	6	\$ 2,285,000.00
Accessory Apartments	1	\$ 40,000.00	0	\$ -
Residential Additions/Renovations	23	\$ 1,277,000.00	30	\$ 1,212,000.00
Residential Accessory Structures	25	\$ 336,000.00	20	\$ 482,000.00
Residential Pool Enclosures/Decks	30	\$ 277,000.00	19	\$ 88,000.00
Commercial Permits	1	\$ 200,000.00	6	\$ 111,000.00
Industrial	5	\$ 700,000.00	1	\$ 150,000.00
Institutional	4	\$ 665,000.00	6	\$ 6,062,000.00
Agricultural	26	\$ 2,082,000.00	28	\$ 4,330,000.00
Sewage Systems	10	\$ 95,000.00	6	\$ 63,000.00
Demolitions	4	\$ 23,000.00	3	\$ 12,000.00
Total	150	\$ 11,755,000.00	135	\$ 17,548,000.00

10 Year Construction Value



10 Year Permit Numbers





Building Permit Monthly Review

Period Ending - September 30, 2016

PERMIT TYPE	2016		2015	
	PERMITS ISSUED	DOLLAR VALUE	PERMITS ISSUED	DOLLAR VALUE
Single Family Dwelling	3	\$ 1,029,000.00	2	\$ 575,000.00
Multiple Family Dwelling	0	-	0	-
Accessory Appartments	0	-	0	-
Residential Additions/Renovations	2	108,000.00	1	11,000.00
Residential Accessory Structures	5	121,000.00	3	130,000.00
Residential Pool Enclosures/Decks	1	8,000.00	0	-
Commercial Permits	1	400,000.00	1	1,000.00
Industrial	0	-	2	1,140,000.00
Institutional	0	-	0	-
Agricultural	6	396,000.00	4	1,053,000.00
Sewage Systems	2	19,000.00	1	10,000.00
Demolitions	0	-	0	-
Monthly Total	20	\$ 2,081,000.00	14	\$ 2,920,000.00
Total Year to Date	170	\$ 13,836,000.00	149	\$ 20,468,000.00

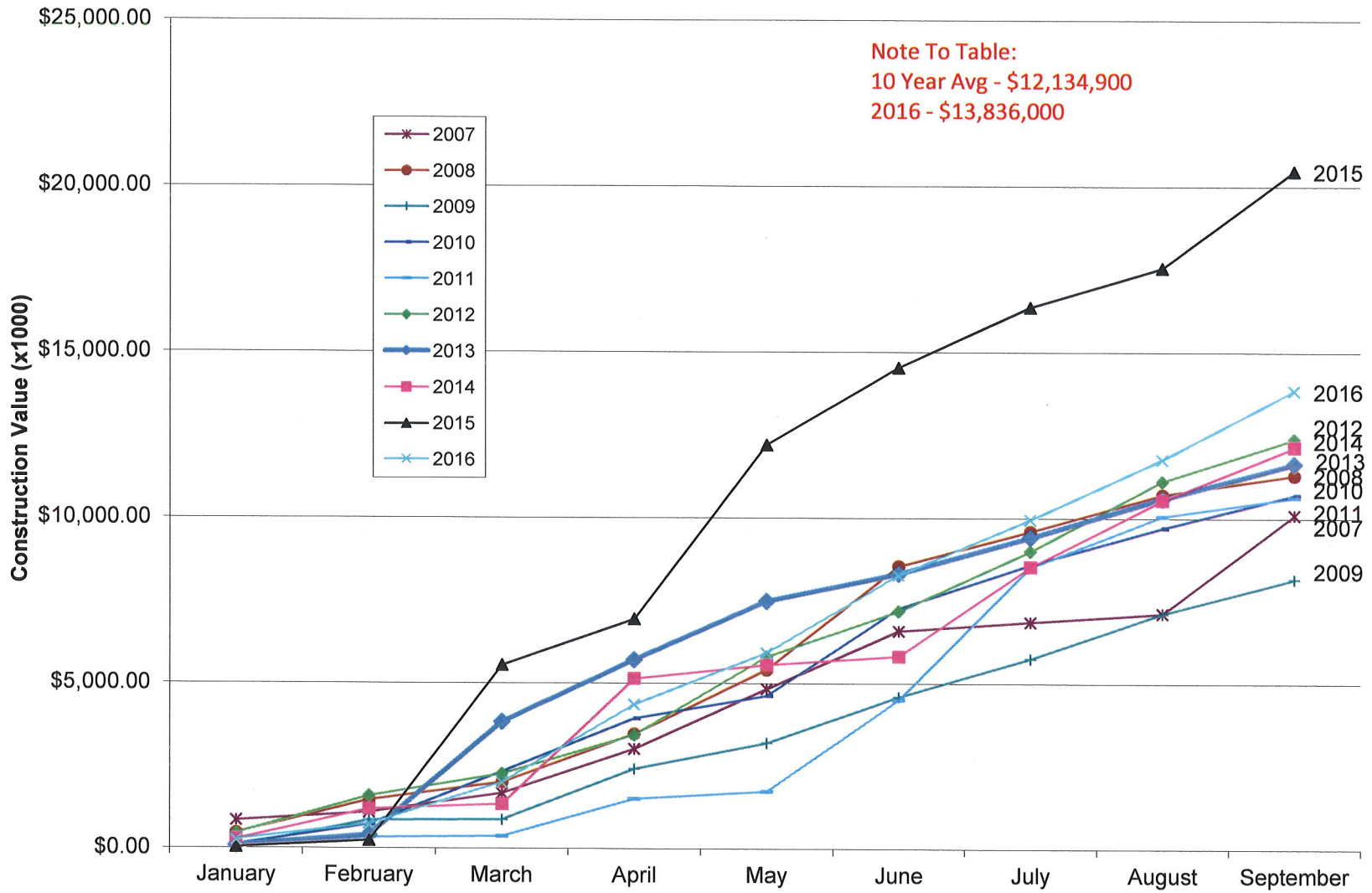


Building Permit Year-To-Date Report

Year-To-Date Ending September 30, 2016

PERMIT TYPE	2016		2015	
	PERMITS ISSUED	DOLLAR VALUE	PERMITS ISSUED	DOLLAR VALUE
Single Family Dwelling	21	\$ 6,189,000.00	12	\$ 3,328,000.00
Multiple Family Dwelling	3	\$ 900,000.00	6	\$ 2,285,000.00
Accessory Apartments	1	\$ 40,000.00	0	\$ -
Residential Additions/Renovations	25	\$ 1,385,000.00	31	\$ 1,223,000.00
Residential Accessory Structures	30	\$ 457,000.00	23	\$ 612,000.00
Residential Pool Enclosures/Decks	31	\$ 285,000.00	19	\$ 88,000.00
Commercial Permits	2	\$ 600,000.00	7	\$ 112,000.00
Industrial	5	\$ 700,000.00	3	\$ 1,290,000.00
Institutional	4	\$ 665,000.00	6	\$ 6,062,000.00
Agricultural	32	\$ 2,478,000.00	32	\$ 5,383,000.00
Sewage Systems	12	\$ 114,000.00	7	\$ 73,000.00
Demolitions	4	\$ 23,000.00	3	\$ 12,000.00
Total	170	\$ 13,836,000.00	149	\$ 20,468,000.00

10 Year Construction Value



10 Year Permit Numbers

