

Building Department Monthly Review



July and August 2018



July's Permit Activity

- Permit Activity continues to be strong and has surpassed our 2017 values
- In July, 37 Permits were issued, with \$4.5M in Construction value

	2018		2017	
PERMIT TYPE	PERMITS ISSUED	DOLLAR VALUE	PERMITS ISSUED	DOLLAR VALUE
Single Family Dwelling	7	\$ 2,373,000.00	3	\$ 1,270,000.00
Multiple Family Dwelling	0	\$ -	0	\$ -
Accessory Apartments	0	\$ -	0	\$ -
Residential Additions/Renovations	8	\$ 676,000.00	0	\$ -
Residential Accessory Structures	9	\$ 203,000.00	3	\$ 114,000.00
Residential Pool Enclosures/Decks	5	\$ 40,000.00	1	\$ 2,000.00
Commercial Permits	1	\$ 35,000.00	0	\$ -
Industrial		\$ -	1	\$ 250,000.00
Institutional	1	\$ 60,000.00	1	\$ 250,000.00
Agricultural	5	\$ 1,080,000.00	2	\$ 20,000.00
Sewage Systems	1	\$ 10,000.00	2	\$ 20,000.00
Demolitions		\$ -	1	\$ 1,000.00
Monthly Total	37	\$ 4,477,000.00	14	\$ 1,927,000.00
Total Year to Date	139	\$ 22,255,000.00	135	\$ 20,001,000.00



August's Permit Activity

- In August, 19 Permits were issued, with \$3.2M in Construction value
- Exceeding our record of 2017 by \$3.9M to the end of August

	2018		2017	
PERMIT TYPE	PERMITS ISSUED	DOLLAR VALUE	PERMITS ISSUED	DOLLAR VALUE
Single Family Dwelling	1	\$ 360,000.00	3	\$ 1,015,000.00
Multiple Family Dwelling	1	\$ 446,000.00	1	\$ 50,000.00
Accessory Apartments	0		0	
Residential Additions/Renovations	4	\$ 269,000.00	3	\$ 33,000.00
Residential Accessory Structures	2	\$ 20,000.00	3	\$ 94,000.00
Residential Pool Enclosures/Decks	1	\$ 15,000.00	7	\$ 20,000.00
Commercial Permits	1	\$ 15,000.00	1	\$ 25,000.00
Industrial	3	\$ 335,000.00	2	\$ 250,000.00
Institutional	1	\$ 125,000.00	0	
Agricultural	4	\$ 1,627,000.00	3	\$ 136,000.00
Sewage Systems	0	\$ -	1	\$ 10,000.00
Demolitions	1	\$ 20,000.00	0	
Monthly Total	19	\$ 3,232,000.00	24	\$ 1,633,000.00
Total Year to Date	158	\$ 25,487,000.00	159	\$ 21,634,000.00



Year To Date Permit Activity

- Permit numbers are at par with our 2017 figures, but the construction value is higher with several large projects yet to be issued
- Agricultural Sector is showing a drastic increase over 2017
- To date, 158 permits worth \$25.5M have been issued, compared to 159 worth \$21.6M in 2017

	2018		2017	
PERMIT TYPE	PERMITS ISSUED	DOLLAR VALUE	PERMITS ISSUED	DOLLAR VALUE
Single Family Dwelling	28	\$ 10,325,000.00	22	\$ 6,575,000.00
Multiple Family Dwelling	2	\$ 921,000.00	10	\$ 5,785,000.00
Accessory Apartments	1	\$ 40,000.00	0	\$ -
Residential Additions/Renovations	24	\$ 1,410,000.00	25	\$ 1,250,000.00
Residential Accessory Structures	18	\$ 402,000.00	16	\$ 401,000.00
Residential Pool Enclosures/Decks	17	\$ 121,000.00	27	\$ 103,000.00
Commercial Permits	6	\$ 328,000.00	3	\$ 190,000.00
Industrial	5	\$ 635,000.00	13	\$ 2,600,000.00
Institutional	3	\$ 240,000.00	4	\$ 382,000.00
Agricultural	40	\$ 10,911,000.00	23	\$ 4,185,000.00
Sewage Systems	11	\$ 118,000.00	11	\$ 111,000.00
Demolitions	3	\$ 36,000.00	5	\$ 52,000.00
Total	158	\$ 25,487,000.00	159	\$ 21,634,000.00

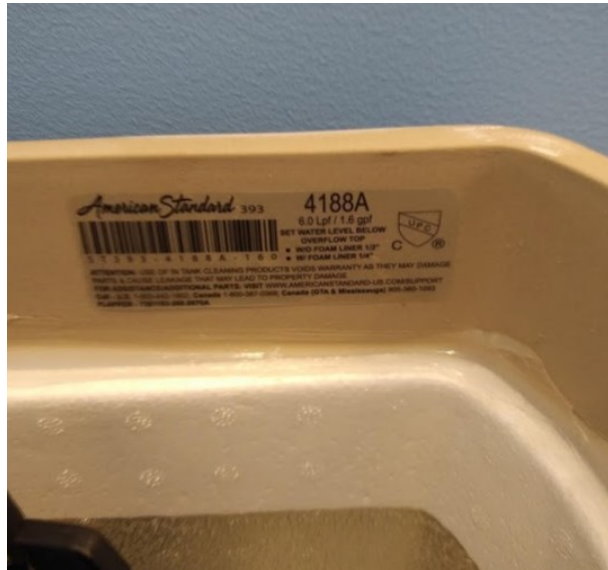
July and August Highlights

- **Highlights include:**
 - **10 New Residential Units – 1 in Harriston, 3 in Palmerston, 5 in Clifford, 1 in the Rural area**
 - **Permits for 4 New Barns issued again this month (1 - Hog, 1 - Dairy, and 2 - Beef)**



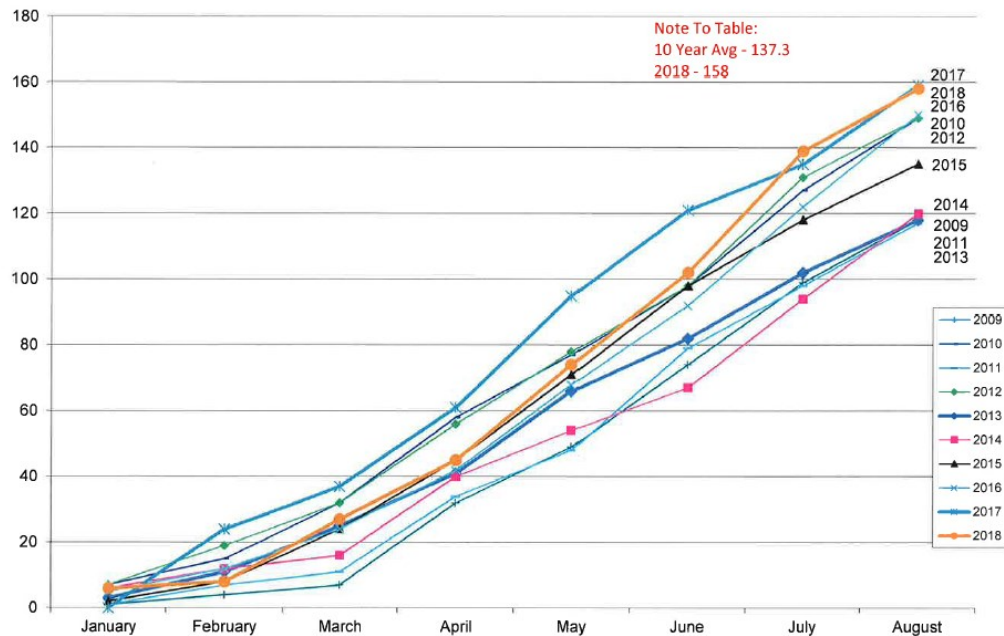
Planning Applications

- **Record Planning Applications have been seen in 2018:**
 - **21 Consent Applications** (including severances, lot line adjustment and part lot control)
 - **17 Zoning Amendments** (11 Rezoning, 6 Minor Variances)
 - **6 Site Plan Control Applications**



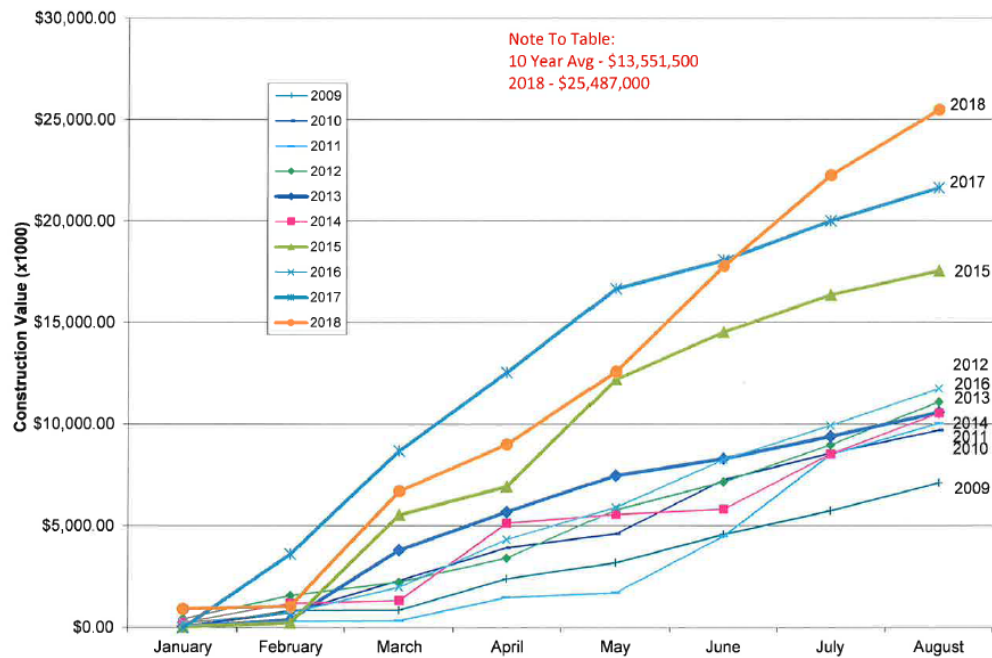
10 Year Permit Numbers

- 10 Year Average – 137.3
- Year To Date – 158 Permits



10 Year Construction Value

- 10 Year Average - \$13,551,500
- Year To Date - \$25,487,000



Questions/Comments

