

Building Department Monthly Review



September 2018



September 2018 Permit Activity

- Construction remained strong in September, but was lower than in 2017.
- 16 Permits issued resulting in \$2.8 Million constructed value vs. 27 Permits in 2017 worth \$3.8 Million

	2018		2017	
PERMIT TYPE	PERMITS ISSUED	DOLLAR VALUE	PERMITS ISSUED	DOLLAR VALUE
Single Family Dwelling	1	\$0.00	1	\$320,000.00
Multiple Family Dwelling	2	\$1,990,000.00	0	\$0.00
Accessory Apartments	0	\$0.00	0	\$0.00
Residential Additions/Renovations	1	\$1,000.00	3	\$73,000.00
Residential Accessory Structures	4	\$63,000.00	3	\$133,000.00
Residential Pool Enclosures/Decks	2	\$19,000.00	6	\$39,000.00
Commercial Permits	0	\$0.00	2	\$7,000.00
Industrial	3	\$750,000.00	2	\$2,400,000.00
Institutional	0	\$0.00	1	\$600,000.00
Agricultural	0	\$0.00	6	\$249,000.00
Sewage Systems	1	\$8,000.00	3	\$35,000.00
Demolitions	2	\$15,000.00	0	\$0.00
Monthly Total	16	\$ 2,846,000.00	27	\$ 3,856,000.00
Total Year to Date	174	\$ 28,333,000.00	186	\$ 25,490,000.00



Year To Date 2018 Permit Activity

- Year to Date - 174 Permits resulting in \$28.3 Million constructed value vs. 185 Permits in 2017 worth \$25.3 Million

PERMIT TYPE	2018		2017	
	PERMITS ISSUED	DOLLAR VALUE	PERMITS ISSUED	DOLLAR VALUE
Single Family Dwelling	29	\$ 10,325,000.00	23	\$ 6,895,000.00
Multiple Family Dwelling	4	\$ 2,911,000.00	10	\$ 5,785,000.00
Accessory Apartments	1	\$ 40,000.00	0	\$ -
Residential Additions/Renovations	25	\$ 1,411,000.00	28	\$ 1,323,000.00
Residential Accessory Structures	22	\$ 465,000.00	19	\$ 534,000.00
Residential Pool Enclosures/Decks	19	\$ 140,000.00	33	\$ 142,000.00
Commercial Permits	6	\$ 328,000.00	5	\$ 197,000.00
Industrial	8	\$ 1,385,000.00	15	\$ 5,000,000.00
Institutional	3	\$ 240,000.00	5	\$ 982,000.00
Agricultural	40	\$ 10,911,000.00	29	\$ 4,434,000.00
Sewage Systems	12	\$ 126,000.00	14	\$ 146,000.00
Demolitions	5	\$ 51,000.00	5	\$ 52,000.00
Total	174	\$ 28,333,000.00	186	\$ 25,490,000.00



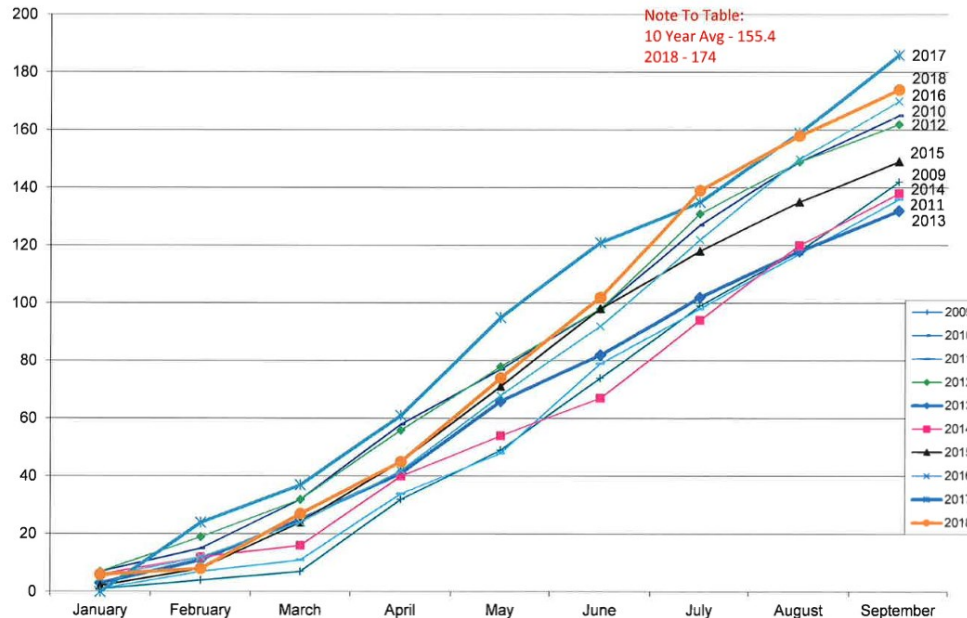
September's Highlights

- **Highlights include:**
 - **10 new Residential Units issued, (1 – 5 Plex (Palmerston), 1 – 4 Plex (Harriston), and 1 SFD (Palmerston), 2 new Industrial Buildings (Rural) and an Industrial Addition (Palmerston Industrial Park)**
 - **42 new Residential units to date**




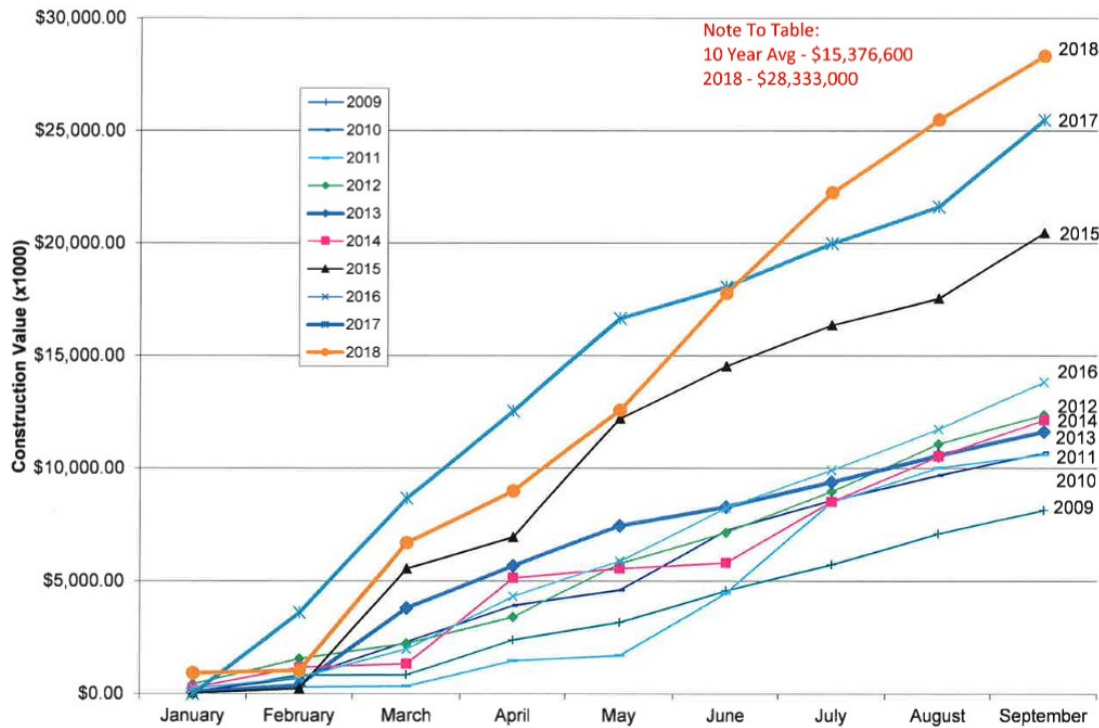
10 Year Permit Numbers

- 10 Year Average – 155.4
- Year To Date – 174 Permits



10 Year Construction Value

- 10 Year Average - \$15,376,000
- Year To Date - \$28,333,000



Spoiler Alert...



Questions/Comments

